

# LEDStripe 24V

Large-profile LED tubing

## Specifications

**Dimensions**..... Width..... 25 mm  
 Height..... 43 mm  
 Lengths..... 0.6-m, 1.2-m, 1.8-m,  
 2.4-m, 3.0-m

**Factory bends**..... 305 mm radius (radial and flat bend)

**In-field bends**..... Radial bend..... 4.25 m  
 Flat bend..... 5.8 m

**Operating temperature**..... -40° C to +70° C

**Protection class** ..... IP66

**Binning**..... MacAdam Ellipse 3-Step<sup>†</sup>

**Power per meter**..... 5.0 W

**Power capacity** ..... 18.3 m per SloanLED 100 W 24 VDC power supply

**Colors** ..... Red, Orange, Amber, True Yellow, Green,  
 Blue, White (6500 K), Lemon Yellow


Color	Lumens per m
Red	71.98
Orange	19.52
Amber	32.28
True Yellow	275.59
Green	65.35
Blue	31.50
White (6500 K)	387.40
Lemon Yellow	283.46

Item description	Approx. cut increments	Actual length
0.6-m Tube	75 mm	63.5 cm
1.2-m Tube		124.5 cm
1.8-m Tube		186.7 cm
2.4-m Tube		247.7 cm
3.0-m Tube		308.6 cm

<sup>†</sup> White (701189E-W-X), True Yellow (701189-YT-X), and Lemon Yellow (701189E-WY-X) only.



LEDStripe 24V is covered by US and foreign patents pending and covered by the following US patents issued: 6,776,504, 6,969,179, and 7,192,157



## Ordering information<sup>‡</sup>

Color	Part number	Color	Part number
Red	701189-XH	Green	701189D-G-X
Orange	701189-A-XD	Blue	701189A-B-XD
Amber	701189-Y-XD	White	701189E-W-X
True Yellow	701189-YT-X	Lemon Yellow <sup>§</sup>	701189E-WY-X

<sup>‡</sup> "X" in part number denotes length (0.6-m, 1.2-m, 1.8-m, 2.4-m, or 3.0-m)

<sup>§</sup> Lemon Yellow illuminates lighter than its daytime color. Lemon Yellow daytime color is Amber.

## Unlit product color chart

Red PANTONE 1797 C	Orange PANTONE 1665 C	Amber PANTONE 2012 C	True Yellow PANTONE 7405 C
Green PANTONE 355 C	Blue PANTONE 2935 C	Lemon Yellow PANTONE 138 C	

## Power Supply Capacity

24 VDC power supply	LEDStripe 24V, all colors <sup>¶</sup>
30 W power supply	5.5 m
60 W power supply	11 m
96 W power supply	Two legs 9.04 m each <sup>Δ</sup>
3 x 96 W power supply	3 x two legs 9.04 m each <sup>Δ</sup>
100 W power supply	Two legs 9.04 m each <sup>Δ</sup>
150 W power supply	Three legs 9.04 m each <sup>Δ</sup>
Watts per assembly	5 W per m

<sup>¶</sup> Footages expressed are total (maximum 9 m per leg). Power Output is based on Power Supply loading of two parallel 9 m legs. Actual power draw may depend on loading configuration.




<sup>Δ</sup> If more than two parallel legs are used, check output voltage and current of power supply:  
 Current ≤ 4.0 A, Voltage ≥ 23.3 VDC.

NOTE: When mixing different sizes/colors or various products on the same power supply, simply add all the power requirements for the respective footages of each product. Then choose appropriate power supplies to provide adequate power output. The actual number of power supplies needed may vary based on how the materials are distributed across the project.

# LEDStripe 24V

Large-profile LED tubing

## Accessories

Accessory	Part number	Description			
<b>Joint and corner covers</b>					
	701361-X	701362-X	701363-X	701364-X	
					
Joint cover	701361-X	"X" in part number denotes color			
Outside corner	701362-X				
Inside corner	701363-X				
Step corner	701364-X				
<b>Cables and connectors</b>					
	701158-120 & 701158-180	701385	701160-3	701187-DC	701188-DC
					
Hook-up cable, 3.0-m	701158-120	Connects LEDStripe 24V to power supply			
Hook-up cable, 4.6-m	701158-180				
Jumper kit	701385	For routing around field-cut sections			
Y connector	701160-3	Three-way connector for joining two sections to one			
Wiring pigtail, large connector	701187-DC	Male, outdoor-rated connector			
Wiring pigtail, small connector	701188-DC	Female, outdoor-rated connector			
<b>Mounting</b>					
	400775	701156	400828-FC	701491	
					
Mounting button	701156	Circular button for standard installation			
Mounting clip	400775	Square clip with flanged end			
Acrylic end cap	400828-FC	For adjusting product length			
Field end cap installation kit	701491	Glue, PCB sealer, de-burr sandpaper, instructions			

### SloanLED Headquarters

3490 Venture Dr., San Angelo, TX, USA  
325 227 4577 • info@SloanLED.com

### SloanLED Europe b.v.

Argonstraat 110, 2718 SN Zoetermeer, NL  
+31 88 12 44 900 • europe@SloanLED.com



SloanLED.com

© 2023 SloanLED Rev G 2023-08-29

Specifications subject to change without notice.

 **SloanLED**<sup>®</sup>  
A Principal Industries Company